


# N13.700 CR3 HD

## SPECIFICATIONS



Power at crankshaft	515 kW [700 hp]
Displacement	12.7 l [775 in³]
Configuration	6 cylinders in line
Operation type	4 stroke Diesel
Bore & Stroke	130 x 160 mm [5.1 x 6.3 in]
Compression ratio	17.3 : 1
Rated speed	2100 rpm
Idling speed	600 rpm
Peak torque	2981 Nm
Peak torque speed	1400 rpm

Engine base	Scania
Fuel system	Extra High Pressure Injection (XPI)
Air intake	Turbocharged with after cooler
Cooling	Closed cooling with heat exchanger and charge air cooler
Max mounting angle	12° Front down 12° Front up
Alternator	24 Volt 100 Amp
Rating	M1.S
Emission compliance	US tier 3 IMO Tier II EU Stage IIIA RCD2
Dry weight	1285 kg [2833 lbs]

# N13.700 CR3 HD

515 kW [700 hp] at 2100 rpm

## TECHNICAL DESCRIPTION

### ENGINE BLOCK

- Extra high pressure fuel injection system, XPI
- Turbocharger
- Protection covers

### FUEL SYSTEM

- Scania Engine Management System, EMS
- Fuel pre-filter with water separator
- Fuel filter

### LUBRICATION SYSTEM

- Oil filter, full flow
- Centrifugal oil cleaner
- Oil cooler, integrated in block
- Oil filter
- Oil draining with plug
- Deep oil sump
- Oil dipstick

### COOLING SYSTEM

- Sea water pump

### ELECTRICAL SYSTEM & INSTRUMENTATION

- Starter, 2-pole 7.0 kW
- Alternator, 2-pole 24V / 100A

### OTHER FEATURES

- Housing SAE 1
- Flywheel SAE 14"
- Silumin flywheel housing, SAE 1 flange
- Front-mounted engine brackets
- Closed crankcase ventilation
- Air cleaner
- Flexible engine mounting
- Damper pulley

### OPTIONAL SYSTEMS & ACCESSORIES

- Hydraulic pump
- Side-mounted PTO (SAE A)
- Axial front-mounted PTO
- Exhaust connections
- Engine heater
- Stiff rubber suspension
- Oil draining with pump
- Oil level sensor
- Bilge pump

## RATINGS

### M1.S

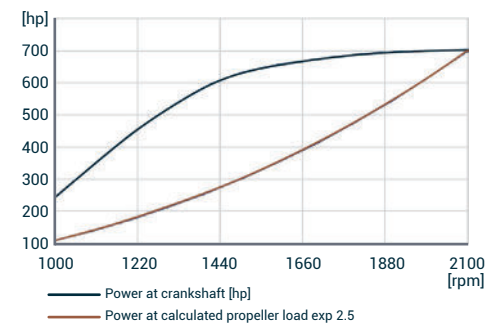
- Unlimited annual operating hours
- Load factor up to 80%
- Full power for no more than 1 hour out of each 3 hours of operation. The remaining operation time must be at or below cruising speed

## TRANSMISSIONS

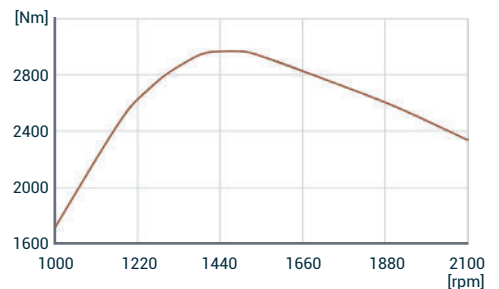
- Contact your Nanni representative for more details and availability about transmissions types and models range.

## PERFORMANCE CURVES

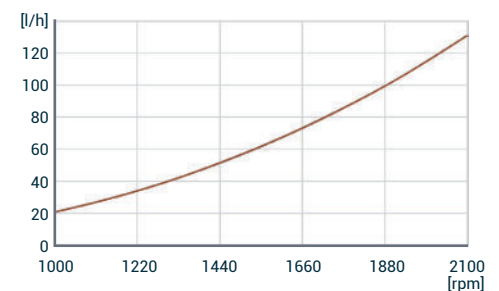
### POWER AT CRANKSHAFT



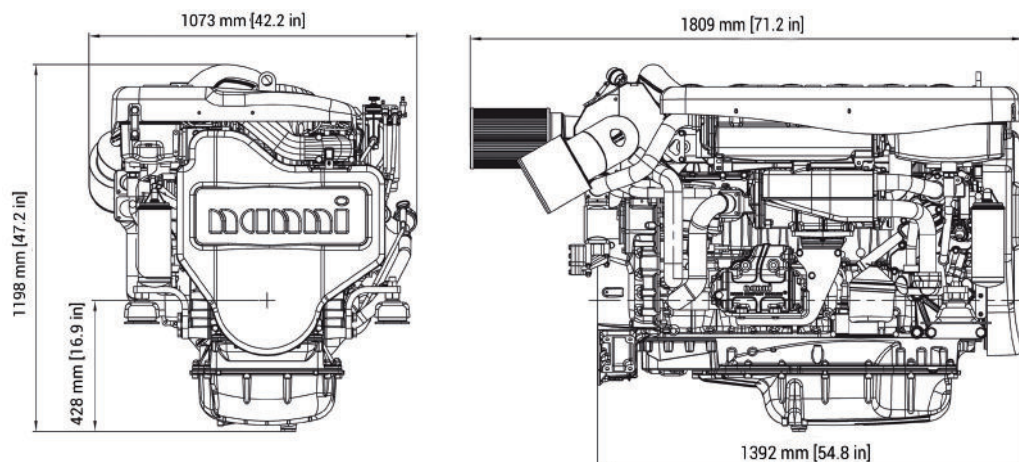
### TORQUE AT CRANKSHAFT



### FUEL CONSUMPTION



## DIMENSIONS



## NANNI INDUSTRIES S.A.S.

11, Avenue Mariotte - Zone Industrielle  
33260 La Teste - France  
Tel: +33 (0)5 56 22 30 60  
Fax: +33 (0)5 56 22 30 79

Technical data according to ISO 8665. This document is not contractual. Nanni reserves the right to modify any of the characteristics stated in this document without notice, in a constant effort to improve the quality of its products. Images and illustrations may show non standard equipments. All combination of equipment & accessory are not available.

DGBXXC01056