

# N16.1100 CR3

## SPECIFICATIONS



Power at crankshaft	809 kW [1100 hp]
Displacement	16.4 l [1000.8 in³]
Configuration	8 cylinders in V
Operation type	4 stroke Diesel
Bore & Stroke	130 x 154 mm [5.1 x 6.1 in]
Compression ratio	15.7 : 1
Rated speed	2300 rpm
Idling speed	600 rpm
Peak torque	4027 Nm
Peak torque speed	1600 rpm

Engine base	Scania
Fuel system	Extra High Pressure Injection (XPI)
Air intake	Twin turbocharged with air-to-seawater after cooler
Cooling	Closed cooling with heat exchanger and aftercooler
Max mounting angle	12° Front up 12° Front down
Alternator	24 Volt 100 Amp
Rating	M5.L M6.S
Emission compliance	US Tier III RCD2
Dry weight	1660 kg [3659.7 lbs]

# N16.1100 CR3

809 kW [1100 hp] at 2300 rpm

## TECHNICAL DESCRIPTION

### ENGINE BLOCK

- Extra high pressure fuel injection system, XPI
- Twin Turbochargers
- Protection covers

### FUEL SYSTEM

- Scania Engine Management System, EMS
- Fuel pre-filter with water separator
- Fuel filter

### LUBRICATION SYSTEM

- Oil filter, full flow
- Centrifugal oil cleaner
- Oil cooler, integrated in block
- Oil draining with plug
- Shallow oil sump
- Oil dipstick

### COOLING SYSTEM

- Sea water pump

### ELECTRICAL SYSTEM & INSTRUMENTATION

- Starter, 2-pole 7.0 kW
- Alternator, 2-pole 24V / 100A

### OTHER FEATURES

- Flywheel SAE 14"
- Silumin flywheel housing, SAE 1 flange
- Front-and-rear mounted engine brackets
- Closed crankcase ventilation
- Air cleaners
- Flexible engine mounts
- Damper

### OPTIONAL SYSTEMS & ACCESSORIES

- Predisposition for SAE B hydraulic pump
- Axial front PTO
- Exhaust connections
- Cabin heater
- Rigid mounts
- Oil draining pump
- Oil level sensor
- Bilge pump

## RATINGS

### M5.L

- Up to 2000 hours per year
- Load factor up to 77%
- Full power for no more than 1 hour out of each 6 hours of operation.

### M6.S

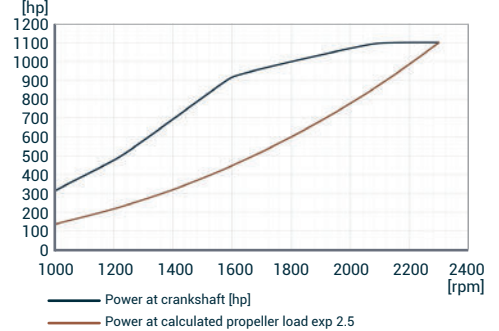
- Up to 500 hours per year
- Load factor up to 50%
- Full power for no more than 1 hour out of each 12 hours of operation.

## TRANSMISSIONS

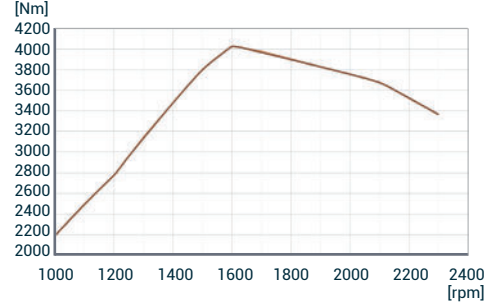
- Contact your Nanni representative for more details and availability about transmissions types and models range.

## PERFORMANCE CURVES

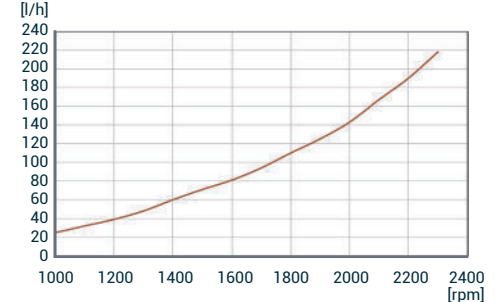
### POWER AT CRANKSHAFT



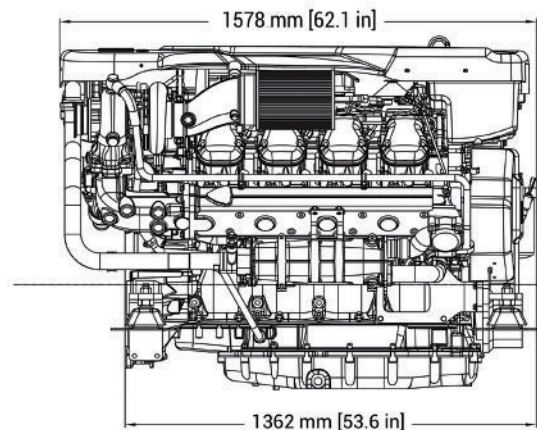
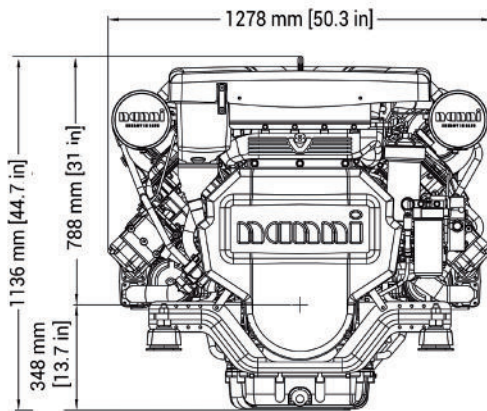
### TORQUE AT CRANKSHAFT



### FUEL CONSUMPTION



## DIMENSIONS



## NANNI INDUSTRIES S.A.S.

11, Avenue Mariotte - Zone Industrielle  
33260 La Teste - France  
Tel: +33 (0)5 56 22 30 60  
Fax: +33 (0)5 56 22 30 79

Technical data according to ISO 8665. This document is not contractual. Nanni reserves the right to modify any of the characteristics stated in this document without notice, in a constant effort to improve the quality of its products. Images and illustrations may show non standard equipments. All combination of equipment & accessory are not available.

DGBXXC01057A