


QMS32T

SPECIFICATIONS



Frequency	50 Hz
Voltage	230 V
Amperes	41.9 A cont. 46 A max.
Power	23.2 kW cont. 25.5 kW max.
Protection	IP23
Insulation	Class H
Voltage accuracy	± 1.5%
Electromagnetic compatibility	EMC 2014/30/EU
Lenght	without sound shield : 1304 mm [51.3 in] with sound shield : 1590 mm [62.6 in]
Width	without sound shield : 636 mm [25 in] with sound shield : 700 mm [27.6 in]
Height	without sound shield : 766 mm [30.2 in] with sound shield : 900 mm [35.4 in]
Dry weight	without sound shield : 378 kg [833.4 lbs] with sound shield : 550 kg [1212.5 lbs]

Engine base	Kubota
Cooling system	Seawater pump with rubber impeller
Closed cooling	Heat exchanger
Cylinders	4 in line
Start (cold temperature)	Super Glow System
Exhaust connexion	60 mm [2.4 in]
Fuel consumption at full load	8.2 l/h [2.17 gal US/h]
Sea water pump connexion	32 mm [1.3 in]
Fuel pump - Max suction height	std pump : 0.5 m [19.7 in] with add. pump : 1.8 m [70.9 in]
Engine operating angle	15° cont. 30° max.
Fuel connexion	8 mm [0.3 in]
Class approval	Bureau Veritas

QMS32T

25.5 kW max. at 1500 rpm

TECHNICAL DESCRIPTION

ENGINE BASE

- 4 strokes Diesel engine tested in all marine or industrial applications throughout the world.
- Engine block in cast iron type tunnel and timing gear.

INJECTION AND COMBUSTION SYSTEM

- The Super Glow System comes as standard equipment to start the engine in cold temperatures.
- The E-TVCS injection system produces an ideal air/fuel mixture by creating three vortices in the combustion chamber. The combustion efficiency is improved, resulting in low fuel consumption.

COOLING SYSTEM

- Cooling is ensured by heat exchange between coolant and seawater in an heat exchanger, or via a Keel Cooling system.
- Seawater pump with rubber impeller.

GENERATOR

- Delivering a continuous power of 23.2 kW and able to provide up to 25.5 kW
- IP23 protection

STANDARD EQUIPMENT

- Extension delivered by meter
- Closed cooling with heat exchanger
- Wet exhaust
- 12V Single-pole electrical system
- Safety shutdowns on low oil pressure and high coolant temperature
- Luxe GE panel
- Rubber mounts
- Oil drain pump mounted on the engine ¹

OPTIONAL EQUIPMENT

- Seawater hoses
- Seawater filter
- Siphon breaker
- Fuel feed system piping
- Exhaust system
- Fuel prefilter
- Keel Cooling ²
- Vertical dry exhaust ²
- 12V Double-pole electrical system ²
- Additional electric fuel feed pump

¹ Optional in version with sound enclosure

² Not available in version with sound enclosure

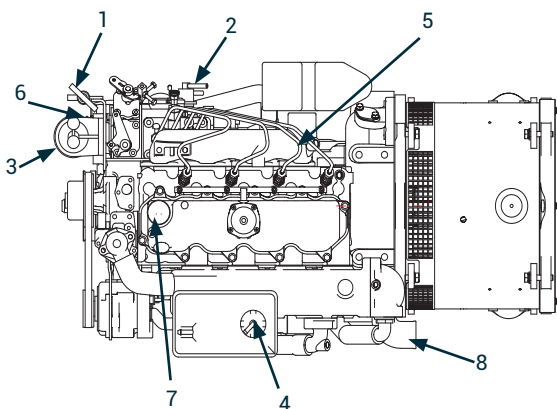
INSTRUMENT PANEL

LUXE GE



- Start and stop buttons
- Low oil pressure warning light
- Coolant temperature warning light
- Preheat warning light
- Battery charge warning light
- Oil pressure indicator
- Coolant temperature indicator

MAIN COMPONENTS

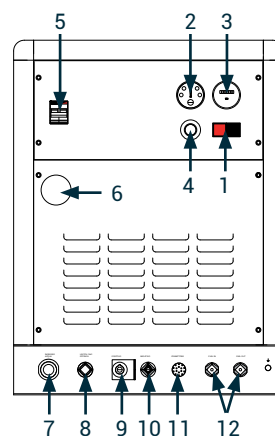


1. Oil drain pump**
2. Fuel feed pump
3. Fuel filter
4. Expansion tank
5. Seawater pump

6. Oil filter
7. Oil filter port
8. Exhaust elbow

** Optional in version with sound enclosure (supplied loose)

SOUND ENCLOSURE (OPTIONAL)



1. Start & Stop buttons
2. Warning displays
3. Hourmeter
4. Emergency stop
5. Circuit breaker
6. Exhaust outlet
7. Seawater connection
8. Power cable connection
9. Battery connection +
10. Battery connection -
11. Dashboard connection
12. Fuel connection

NANNI INDUSTRIES S.A.S.

11, Avenue Mariotte - Zone Industrielle
33260 La Teste - France
Tel: +33 (0)5 56 22 30 60
Fax: +33 (0)5 56 22 30 79

Technical data according to ISO 8528. This document is not contractual. Nanni reserves the right to modify any of the characteristics stated in this document without notice, in a constant effort to improve the quality of its products. Images and illustrations may show non standard equipments. All combination of equipment & accessory are not available.

DGBXXC0121