


N5.150

SPECIFICATIONS



Power at crankshaft	112 kW [152 hp]
Displacement	4.5 l [275 in³]
Configuration	4 cylinders in line
Operation type	4 strokes Diesel
Bore & Stroke	106.4 x 127 mm [4.19 x 5 in]
Compression ratio	17.2 : 1
Rated speed	2600 rpm
Idling speed	700 rpm
Peak torque	507 Nm

Engine base	John Deere
Fuel system	Direct injection Mechanical controlled
Air intake	Turbocharged
Cooling	Closed cooling with heat exchanger
Max mounting angle	0° Front down 12° Front up
Alternator	24 Volt 50 Amp
Rating	M4
Dry weight	462 kg [1018 lbs]
Peak storque speed	1800 rpm

N5.150

112 kW [152 hp] at 2600 rpm

TECHNICAL DESCRIPTION

ENGINE BLOCK

- Replaceable wet-type cylinder liners
- Watercooled exhaust manifold

FUEL SYSTEM

- Primary & secondary fuel filter
- Common Rail fuel injection system

LUBRICATION SYSTEM

- Replaceable full-flow oil filter
- Oil dipstick
- Oil cooler

COOLING SYSTEM

- Closed cooling with heat exchanger
- Gear driven self-priming raw water pump
- Coolant circulating pump
- Water cooled exhaust elbow

ELECTRICAL SYSTEM & INSTRUMENTATION

- 24V / 50A alternator
- 24V starter motor
- Complete instrumentation including key switch and alarms
- Extension cable harness with plug-and-play

AIR INTAKE

- Turbocharged

OTHER FEATURES

- Flywheel SAE 3
- Flexible engine mounting
- Internal balancers

OPTIONAL SYSTEMS & ACCESSORIES

- Keel cooling adaptation
- Dry exhaust elbow
- Complete marine propulsion systems
- Marine transmission adaptation kits
- Throttle and shift controls
- Additional instrumentation, Flying bridge extension harness
- Rigid engine mounting
- Power take off
- Type of approval

RATINGS

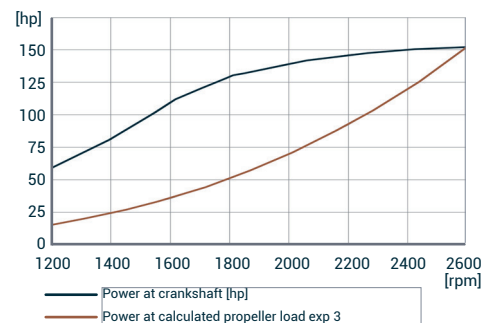
- Up to 3000 annual operating hours
- Load factor up to 40%
- Full power for no more than 1 hour out of each 12 hours of operation. The remaining operation time must be at or below cruising speed.

TRANSMISSIONS

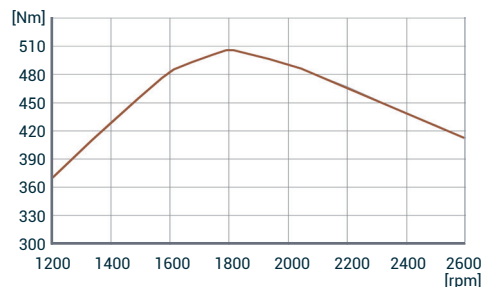
- Contact your Nanni representative for more details and availability about transmissions types and models range

PERFORMANCE CURVES

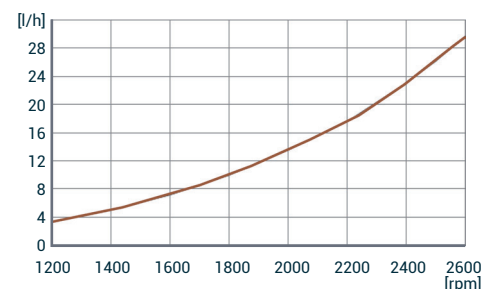
POWER AT CRANKSHAFT



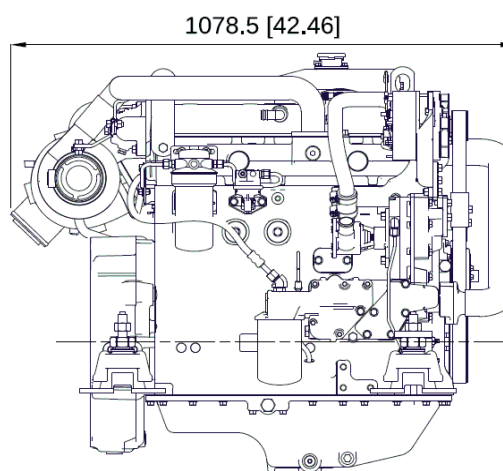
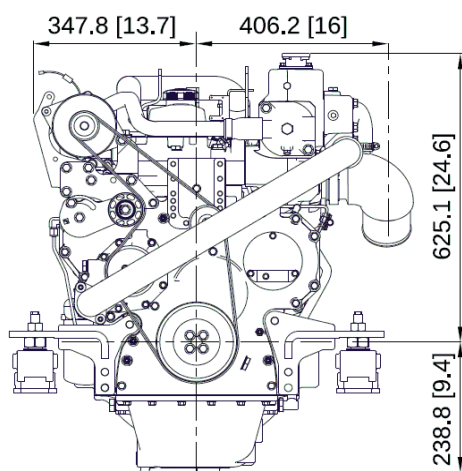
TORQUE AT CRANKSHAFT



FUEL CONSUMPTION



DIMENSIONS



NANNI INDUSTRIES S.A.S.

11, Avenue Abbé Mariotte
33260 La Teste - France
Tel +33 (0)5 56 22 30 60
www.nannienergy.com

NANNI SRL

Via degli Olmetti, 44/A
00060 Formello - Roma - Italia
Tel +39 06 30 88 42 51
www.nannienergy.com

Technical data according to ISO 8665. This document is not contractual. Nanni reserves the right to modify any of the characteristics stated in this document without notice, in a constant effort to improve the quality of its products. Images and illustrations may show non standard equipments. All combination of equipment & accessory are not available.

DGBXXC01025B